

# HAND CRANK & MOTOR DRIVEN HOSE REELS 1175 SERIES

**COXREELS® 1175 Series "Competitor" hand crank and motorized hose reels, like the 1125 Series, is an industry preferred design built with a larger chassis for larger hose capacities and hose diameters. They feature a sturdy one piece all welded "A" frame base, low profile outlet riser opendrum slot design for smooth even hose wraps around the drum.**

## 1175 SERIES MODELS - ALL REELS SUPPLIED LESS HOSE

MODEL	STANDARD CAP		OPTIONAL CAP. Reducer required			INLET SWIVEL ASSEMBLY	OUTLET RISER	PSI	APRX. LBS.	SIZE INDEX	
	I.D.	O.D.	FT.	I.D.	O.D.						FT.
	1175-6-50	1"	17/16"	50	3/4"						1 1/4"
1175-6-100	1"	17/16"	100	3/4"	1 1/4"	150	1" F NPT 90°	1" F NPT	3,000	70	2
1175-6-125	1"	17/16"	125	3/4"	1 1/4"	200	1" F NPT 90°	1" F NPT	3,000	72	3
1175-6-135	1"	17/16"	135	3/4"	1 1/4"	175	1" F NPT 90°	1" F NPT	3,000	70	6
1175-6-150	1"	17/16"	150	3/4"	1 1/4"	250	1" F NPT 90°	1" F NPT	3,000	75	4
1175-6-200	1"	17/16"	200	3/4"	1 1/4"	300	1" F NPT 90°	1" F NPT	3,000	83	5



1175-E Series with optional 4-way roller bracket

1175 Series

## 1175 SERIES :: REEL SPECIFICATIONS

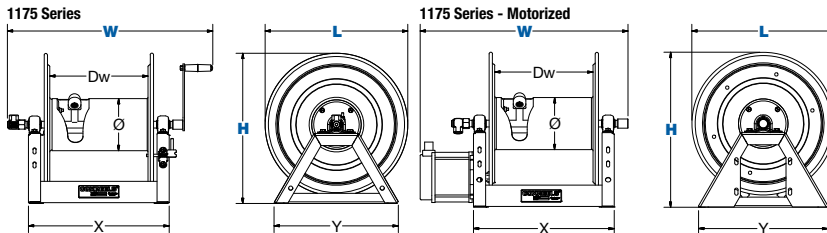
**MOTOR OPTIONS** When ordering, suffix the model number with selection below. \*Add 5 lbs to ship weight if reel is crated

SUFFIX	TYPE	DESCRIPTION	ADD ON APRX. LBS*
<b>A</b>	AIR - #4 GAST	COMP. AIR MOTOR	8
<b>AB</b>	AIR - #6 GAST	COMP. AIR MOTOR	8
<b>E</b>	ELEC. - 12V DC	1/3 HP REW. REV. TYPE	13
<b>EF</b>	ELEC. - 24V DC	1/3 HP REW. REV. TYPE	13
<b>EB</b>	ELEC. - 24V DC	1/2 HP REW. REV. TYPE	26
<b>ED</b>	ELEC. - EXPL. PRF. - 12V DC	1/2 HP REW. REV. TYPE	26
<b>EA</b>	ELEC. - EXPL. PRF. - 115V	1/2 HP REW., AC REV. TYPE	26
<b>H</b>	HYDRAULIC	END PORTED 9/16-18 UNF REV.	6
<b>C</b>	FRONT HAND CRANK	BEVEL GEARED CRANK	3

## REEL DIMENSIONS Technical Data Sheets Available On Website

SIZE INDEX	W		H		L	X	Y	Ø	Dw	
	CRANK	ELEC.	CRANK	ELEC.						
1	24 1/8"	22"	20 1/2"	26 1/8"	26 1/8"	24"	13"	20 1/8"	10 1/2"	7 1/2"
2	28 1/8"	26"	24 1/2"	26 1/8"	26 1/8"	24"	17"	20 1/8"	10 1/2"	11 1/2"
3	30 1/8"	28"	26 1/2"	26 1/8"	26 1/8"	24"	19"	20 1/8"	10 1/2"	13 1/2"
4	32 1/8"	30"	28 1/2"	26 1/8"	26 1/8"	24"	21"	20 1/8"	10 1/2"	15 1/2"
5	36 5/8"	34 1/2"	33"	26 1/8"	26 1/8"	24"	25 1/2"	20 1/8"	10 1/2"	20"
6	36 5/8"	34 1/2"	33"	22"	22 7/8"	20"	25 1/2"	18 1/8"	10 1/2"	20"

Overall Dimensions Base Drum



## MOBILIZE YOUR REEL Complete accessory info on page 53

### COXREELS® ACCESSORY FOR 1125, 1175 & 1185 SERIES

<p><b>PORTABLE HOSE REEL CART</b></p> <ul style="list-style-type: none"> <li>Steel round handle detaches for compact storage</li> <li>Steel front legs with rubber feet prevent sliding</li> <li>High grade ball bearings with hardened cup</li> <li>1/2" diameter steel axle</li> <li>Solid 8" rubber tires</li> </ul> <p>See page 53 for complete list</p>	<p><b>CARRY HANDLES</b></p> <ul style="list-style-type: none"> <li>Easily bolts to "a" frame making the reel portable</li> <li>1" tube steel construction</li> <li>Powder coated crinkle black</li> </ul> <p>See page 53 for complete list</p>
--	--

### SWIVEL

- External fluid path with nickel plated steel 90° full-flow NPT swivel inlet
- Swivel Seals: AFLAS

### DESIGN & STRUCTURE

- All welded steel "A" frame construction for superior reel structure
- Exclusive low profile outlet riser & open drum slot design for flat smooth hose wrap
- Permanently lubricated self-aligning pillow block bearings for trouble-free & smooth rotation
- Adjustable tension brake to prevent "free-wheeling" during operation
- Long-handled locking pin to secure reel from rotation during transport or storage

### RETRACTION

- Reliable chain & sprocket drive on motor driven models
- Solid steel direct hand crank with smooth round handle
- See Motor Options Chart

### SIGNATURE FEATURES

- Professional grade heavy duty steel construction
- Durable proprietary CPC™ powder coat process
- Rolled edges & ribbed discs provide strength & safety
- Leading 2-year manufacturer's limited warranty
- Made in the U.S.A. - Sold & Supported Worldwide

### POSSIBLE FIELDS OF APPLICATION

- Water Trucks
- Construction Sites
- Fire Suppression
- Chemical Fluid Transfer
- Lubricant Dispensing
- Farming
- High-Flow Watering
- Chemical Fluid Transfer

### ACCESSORIZE YOUR REEL :: PG 50

- O-Rings & Swivels
- Roller Brackets
- Hoses
- Assorted Reel Accessories



PG 53



# SS 100, 1125 & 1175 SERIES STAINLESS STEEL HAND CRANK & MOTORIZED HOSE REELS



**COXREELS® SS Series** "Stainless Steel" hand crank hose reels have similar features to their related series, but are constructed of high quality electro-polished stainless steel with stainless steel fluid paths. They offer clean, non-corrosive performance in applications that require it, such as food and chemical processing, marinas, and anywhere that rust, corrosion and contamination thrive.

## SS 100 SERIES - Hand Crank

LESS HOSE						SIZE INDEX
MODEL	I.D.	O.D.	FT.	PSI	APRX. LBS.	
<b>112-4-75-SS</b>	1/2"	7/8"	75	4000	21	<b>1</b>
<b>117-4-225-SS</b>	1/2"	7/8"	225	4000	31	<b>2</b>
<b>117-5-100-SS</b>	3/4"	1 1/4"	100	4000	36	<b>3</b>

SS100 Series is only available in SS finish

## SS 1125 SERIES - Hand Crank & Motor Driven

LESS HOSE									SIZE INDEX	
MODEL	STANDARD CAP			OPTIONAL CAP. Reducer required			INLET SWIVEL & OUTLET RISER	PSI		APRX. LBS.
	I.D.	O.D.	FT.	I.D.	O.D.	FT.				
<b>1125-4-100-X</b>	1/2"	7/8"	100	3/8"	3/4"	140	1/2" F NPT	3,000	36	<b>4</b>
<b>1125-4-200-X</b>	1/2"	7/8"	200	3/8"	3/4"	300	1/2" F NPT	3,000	39	<b>5</b>
<b>1125-5-100-X</b>	3/4"	1 1/4"	100	1/2"	7/8"	200	3/4" F NPT	3,000	42	<b>6</b>
<b>1125-5-200-X</b>	3/4"	1 1/4"	200	1/2"	7/8"	450	3/4" F NPT	3,000	55	<b>7</b>

Designate either SP or SS for choice of finish

## SS 1175 SERIES - Hand Crank & Motor Driven

LESS HOSE									SIZE INDEX	
MODEL	STANDARD CAP			OPTIONAL CAP. Reducer required			INLET SWIVEL & OUTLET RISER	PSI		APRX. LBS.
	I.D.	O.D.	FT.	I.D.	O.D.	FT.				
<b>1175-6-100-X</b>	1"	1 7/16"	100	3/4"	1 1/4"	150	1" F NPT	3,000	70	<b>8</b>
<b>1175-6-200-X</b>	1"	1 7/16"	200	3/4"	1 1/4"	300	1" F NPT	3,000	83	<b>9</b>

Designate either SP or SS for choice of finish

## MOTOR OPTIONS

When ordering, suffix the model number with selection below. \*Add 5 lbs to ship weight if reel is crated

SUFFIX	TYPE	DESCRIPTION	ADD ON APRX. LBS*
<b>A</b>	AIR - #4 GAST	COMP. AIR MOTOR	8
<b>E</b>	ELEC. - 12V DC	1/3 HP REV. REV. TYPE	13
<b>EB</b>	ELEC. - 24V DC	1/2 HP REV. REV. TYPE	26
<b>ED</b>	ELEC. - EXPL. PRF. - 12V DC	1/2 HP REV. REV. TYPE	26
<b>EA</b>	ELEC. - EXPL. PRF.	115V 1/2 HP REV., AC REV. TYPE	26
<b>H</b>	HYDRAULIC	END PORTED 9/16-18 UNF REV.	6
<b>C</b>	FRONT HAND CRANK	BEVEL GEARED CRANK	3

## REEL DIMENSIONS

Technical Data Sheets Available On Website

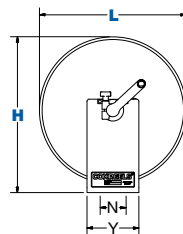
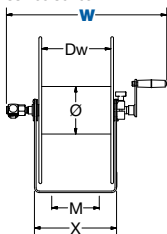
SIZE INDEX	W			H		L	X	Y		Ø	Dw
	CRANK	ELEC.	AIR / HYD.	CRANK	ELEC.			CRANK	ELEC.		
<b>1</b>	22 3/4"	-	-	13"	-	12"	14"	6"	-	5 1/2"	12 1/2"
<b>2</b>	22 3/4"	-	-	18"	-	17"	14"	6"	-	5 1/2"	12 1/2"
<b>3</b>	23 1/4"	-	-	18"	-	17"	14"	6"	-	5 1/2"	12 1/2"
<b>4</b>	19 1/2"	19 3/4"	17"	18 3/4"	19 1/4"	17 5/8"	11 3/8"	15 3/8"	16"	6 1/4"	6"
<b>5</b>	25 1/2"	25 3/4"	23"	18 3/4"	19 1/4"	17 5/8"	17 3/8"	15 3/8"	16"	6 1/4"	12"
<b>6</b>	26 3/4"	26"	23 3/8"	18 3/4"	19 1/4"	17 5/8"	17 3/8"	15 3/8"	16"	6 1/4"	12"
<b>7</b>	38 3/4"	38"	35 3/8"	18 3/4"	19 1/4"	17 5/8"	29 3/8"	15 3/8"	16"	6 1/4"	24"
<b>8</b>	28 1/8"	26"	24 1/2"	26 1/8"	26 1/8"	24"	17"	20 1/8"	20 1/8"	10 1/2"	11 1/2"
<b>9</b>	36 5/8"	34 1/2"	33"	26 1/8"	26 1/8"	24"	25 1/2"	20 1/8"	20 1/8"	10 1/2"	20"

Overall Dimensions

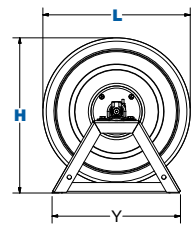
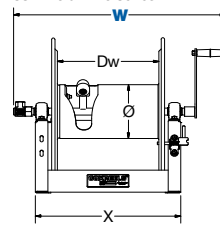
Base

Drum

SS 100 Series



SS 1125 & 1175 Series



## SS SERIES - HAND CRANK/ MOTORIZED:: REEL SPECIFICATIONS

### SWIVEL

- Non-corrosive external fluid path with machined from high quality stainless steel 90° full-flow NPT swivel inlet
- Swivel Seals: NITRILE Non-Toxic Food Grade Grease

### DESIGN & STRUCTURE

- Choice of stainless steel finish includes:
  - "SP" Standard unpolished "as manufactured" stainless steel finish
  - "SS" Electro-polished stainless steel finish
- Each of these reels is built of their standard series with their own unique features & benefits

### RETRACTION

- See page 36 for 100 Series features
- See page 40 for 1125 Series features
- See page 41 for 1175 Series features

### SIGNATURE FEATURES

- Professional grade heavy duty steel construction
- Durable proprietary CPC™ powder coat process
- Rolled edges & ribbed discs provide strength & safety
- Leading 2-year manufacturer's limited warranty
- Made in the U.S.A. - Sold & Supported Worldwide

### POSSIBLE FIELDS OF APPLICATION

- Corrosive Environments
- Hygienic Environments
- Fire Suppression
- Medical Services
- Marine/Docks/Offshore
- Manufacturing Plants & Facilities
- Pulp & Paper Plants
- Food & Chemical Processing Plants
- Bottling Plants
- Dairies
- Meat Packing
- Grocery Stores
- Restaurants & Commercial Kitchens
- Water Treatment & Supply
- Petrochemical
- Food Grade Washdown

### ACCESSORIZE YOUR REEL :: PG 50

- O-Rings & Swivels
- Roller Brackets
- Stacking Brackets
- Hoses
- Assorted Reel Accessories